

Reduce Your Medical Costs with TrueLifeCare



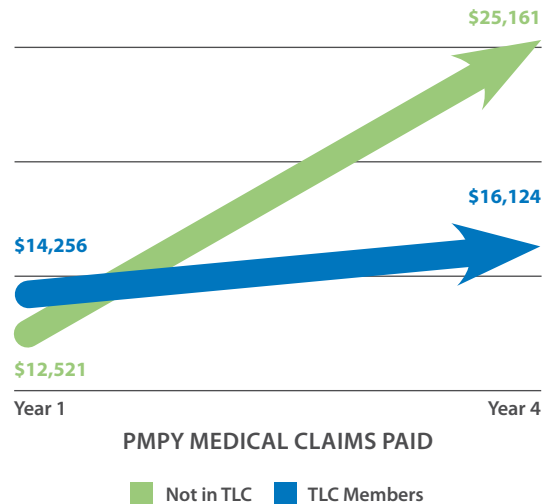
Fewer Hospital Admissions, Shorter Lengths of Stay for TLC Participants Using Insulin

Medical care for your employees with diabetes is a major contributor to higher health plan expenses. Pharmacy and medical rates generally increase because people with diabetes have a greater risk of developing related serious health issues when their condition is not well-managed.

In employer health plans, a significant number of those with diabetes will be using insulin therapy. The few with Type 1 require insulin daily because their body does not produce this necessary hormone. People with Type 2 can be prescribed insulin when glucose levels aren't controlled through lifestyle changes and oral medications.

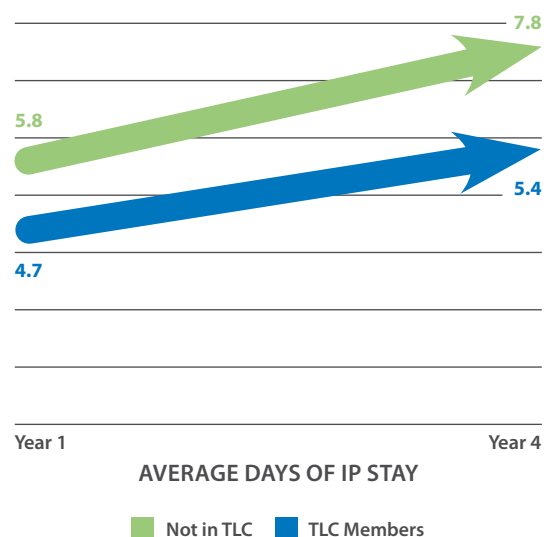
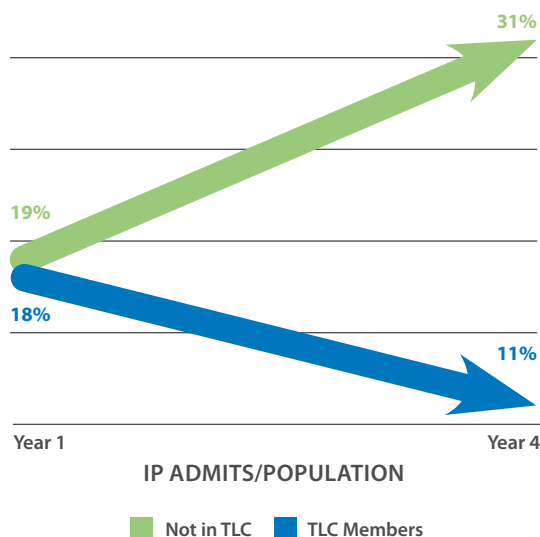
However, insulin does not “fix” the condition. **Lifestyle adjustments are needed to improve and manage diabetes. That’s where TrueLifeCare’s Coaching program excels.** The numbers are the proof.

Our Member populations incur dramatically reduced medical costs.



We tracked a group of eligible, insulin-using health plan members over four years. **TrueLifeCare Members achieved remarkable improvements. In fact, TLC Members lowered their number of inpatient admission AND maintained shorter lengths of hospital stays.**

TLC Member populations reduced inpatient admits and length of stay



Let's work together to improve employee health and significantly lower your company's medical costs.
Contact us today - 615.369.0707 or tellmemore@truelifecare.com.